

SABA HELP: More than one language displayed on a screen or screen language is not the language that was selected at login

Issue: You log in choosing one language but the screen or some of the functions and features on the screen are showing in a different language.

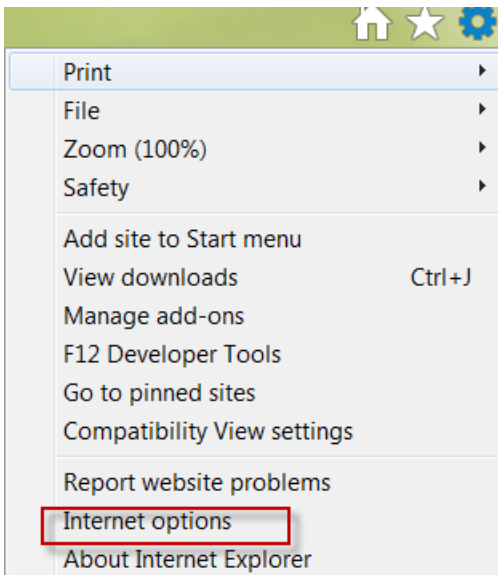
Reason: if you have logged into Saba using both languages, your most recent login language may still display even if your preferences are set to the other language and you have logged in using the other language.

Solution: Clear your cache.

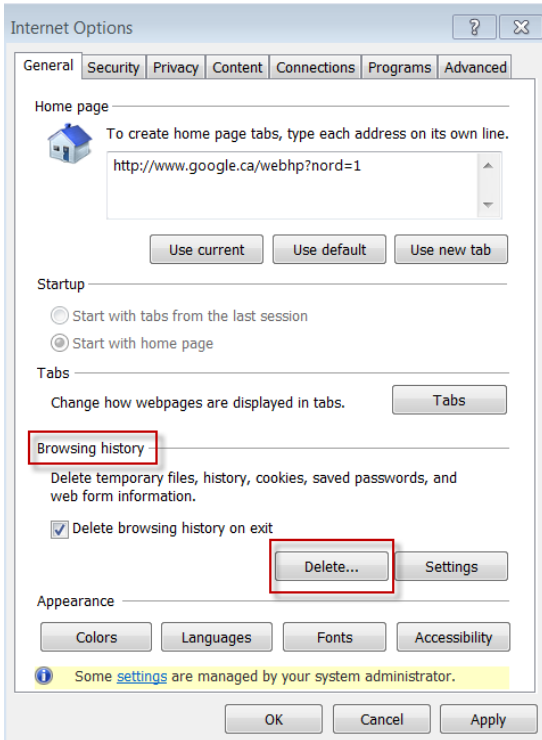
1. Click on the Internet Tool icon in the top right corner.



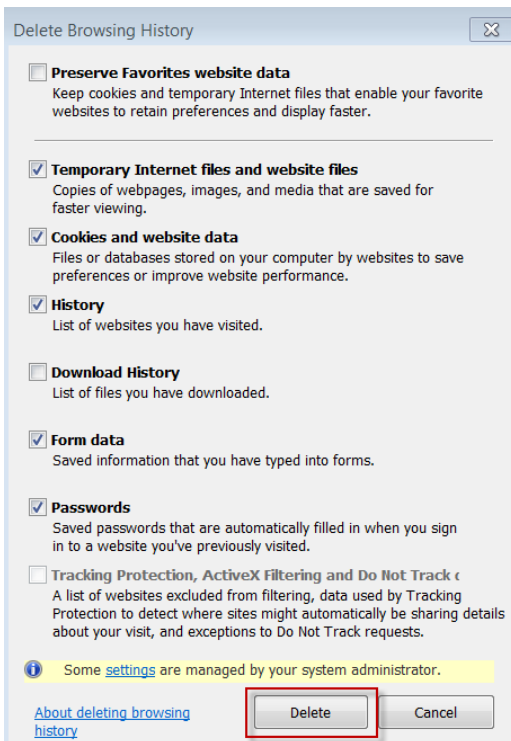
2. From the drop-down list, click on **Internet Options**.



3. Under Browsing History, click on the **Delete** button.



4. Click on **Delete** again.



This will clear your cache. Log out of Saba and close all Internet Explorer windows. When you re-launch Saba, the display language should no longer be an issue.